

CAPITAL STRUCTURE

Total Net Assets	\$137,102,601
Total Assets	\$149,864,407
Total Leverage Outstanding	\$10,000,000
Leverage as a Percent of Total Assets	7%

COMPANY INFORMATION

CUSIP	861780104
NASDAQ Ticker Symbol	BANX
Market Price per Share	\$19.41
Market Capitalization	\$127.4 million
Net Asset Value	\$20.89
Inception Date	November 13, 2013
Inception Price Share	\$25.00
Inception NAV ¹	\$23.49

¹ Net Asset Value at beginning of period reflects a deduction of \$1.51 per share of sales load and offering expenses from the initial public offering price of \$25 per share.

DISTRIBUTION INFORMATION

Dividend Yield	7.8%
Current Quarterly Distribution (Per Share)	\$0.38
Total Cash Distributions per Share	
2020 YTD (Declared)	\$1.14
Inception (Declared)	\$11.07

HIGHLIGHTS

- High current income potential
- Unique investment vehicle dedicated to making bank-related investments including community banks, other FDIC-insured Institutions, and regulatory capital securities.
- StoneCastle maintains an “A3” debt rating from Moody’s Investors Service
- StoneCastle has an issuer rating of A+ from Kroll Bond Rating Agency
- StoneCastle has a BBB+ rating for Preferred Shares¹
- Portfolio managed by one of the leading advisors dedicated to the banking and financial services sector
- StoneCastle’s community bank investments provide high impact to their local communities in economic development, financial inclusion and job creation through the support of local small businesses and in rural communities.

OBJECTIVE

The company’s primary investment objective is to provide stockholders with current income, and to a lesser extent, capital appreciation. The company’s strategy is focused on income generation, capital preservation, credit quality and providing risk-adjusted rates of return.

INVESTMENT STRATEGY

StoneCastle Financial Corp. invests in term loans, structured debt securities, senior and subordinated debt securities, convertible securities, regulatory capital securities, preferred and common equity. The investment strategy emphasizes risk-adjusted rates of return and value creation for shareholders. The Schedule of Investments can be found on the Company’s website. Current investments are 15% in term loans, 15% in structured debt, 38% in regulatory capital transactions, 16% in trust preferred and preferred stocks, 4% in common stock, 10% in ETFs, and 2% in cash/cash equivalents.² A majority of the company’s underlying investments are scored investment grade (BBB- or better) by Kroll Bond Rating Agency (KBRA). As a regulated investment company, StoneCastle’s leverage is limited to a maximum of 33.33%. The investment portfolio has approximately \$68.3 million of total investments attributed to community banks and \$55.8 million of total investments attributed to regulatory capital securities.

ABOUT STONECASTLE FINANCIAL CORP.

StoneCastle Financial Corp. is an SEC registered non-diversified, closed-end investment company listed on the NASDAQ Global Select Market under the symbol “BANX.” The firm intends to make long-term, passive, non-control investments in banking-related securities seeking capital for organic growth, acquisitions, and other refinancing activities. StoneCastle Financial Corp. is managed by StoneCastle-ArrowMark Asset Management, LLC. To learn more, visit www.stonecastle-financial.com.

¹ StoneCastle Financial Corp. does not have any outstanding preferred shares.

² The Company has total investments of \$147.0 million.

COMPANY CHARACTERISTICS

Total Investments Asset Categories

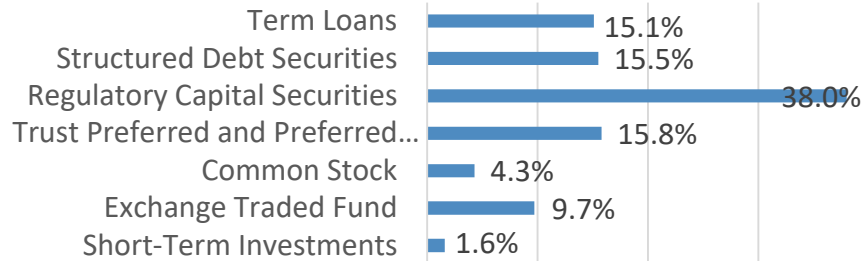
Asset Mix

(As of 09/30/2020)

StoneCastle Financial Corp. intends to make long-term, passive, non-control investments in term loans, debt securities, alternative capital securities, convertible securities and preferred and common equity. Each quarter, the portfolio is valued by market quotations, broker quotes, and other valuation sources. Total investments includes long-term investments at market value and short-term investments.

- A full schedule of investments can be found on the "Holdings" tab on the Company's website, www.stonecastle-financial.com.
- Fair Value of Total Investments is \$147.0 million.

Schedule of Investments



Geographic Mix of Portfolio Holdings

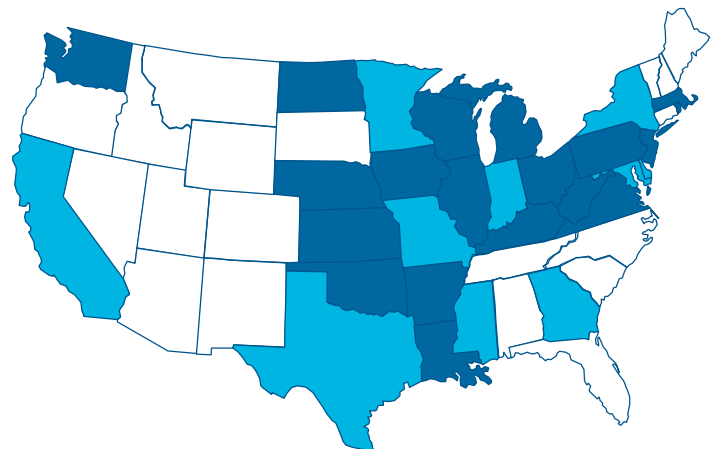
(As of 09/30/2020)

Top 10 States of Community Banks by Weighted Percent of Total Investments

Indiana:	12.5%	Maryland:	5.9%
California:	9.9%	Missouri:	5.8%
New York:	8.3%	Delaware:	5.1%
Texas:	7.9%	Georgia:	4.7%
Mississippi:	5.9%	Minnesota:	4.4%

- Percentages are based on total long-term investments, excluding regulatory capital securities, or \$87 million.
- The term "bank issuers" as used herein refers to banks or holdings companies and includes issuers in which BANX has direct an indirect investments.
- The geographic mix includes the geographic breakdown of Community Funding 2018, LLC.
- A full schedule of investments can be found on the "Holdings" tab on the Company's website, www.stonecastle-financial.com.

Geographic Breakdown of the Portfolio



Top 10 States by Weighted Percent of Total Long-Term Investments

Additional States Where StoneCastle Financial Corp. Has An Investment

Total Returns Calculations

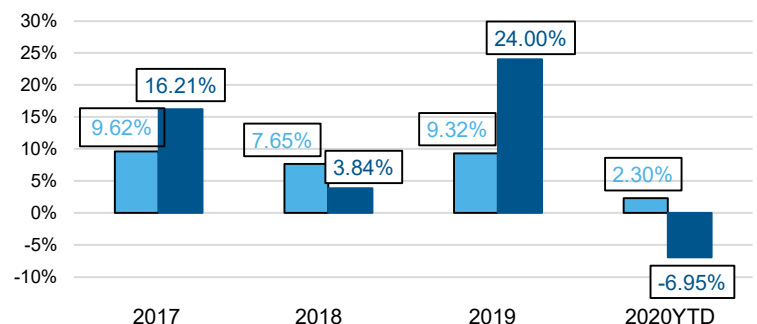
(As of 09/30/2020)

* Past performance is no guarantee of future results.

¹ The Company's beginning Net Asset Value of \$23.49 reflects a deduction of \$1.51 per share of sales load and offering expenses from the initial public offering of \$25 per share. NAV returns are net of fund expenses and assume reinvestment of distributions.

² Total returns based on market price reflect reinvestment of distributions since inception.

StoneCastle Financial Corp. Performance*



2017: 9.62% 2018: 7.65% 2019: 9.32% 2020YTD: 2.30%

2017: 16.21% 2018: 3.84% 2019: 24.00% 2020YTD: -6.95%

Sanjai Bhonsle,
Chairman & CEO

Mr. Bhonsle was elected Chairman & CEO of StoneCastle Financial Corp. in February 2020. He also serves on the Board of Directors of StoneCastle-ArrowMark Asset Management, LLC.

Mr. Bhonsle joined ArrowMark in October 2012 and serves as Partner and Portfolio Manager for ArrowMark's leveraged loan investments and collateralized loan obligation funds. Prior to joining ArrowMark, he founded MB Consulting Partners in 2009, where he specialized in financial and operational restructuring advisory to stressed and distressed middle-market companies. With more than 10 years of restructuring experience, he has led several assignments across various industries.

Sanjai was a Senior Portfolio Manager at GSO Capital Partners, a subsidiary of The Blackstone Group, and member of the Investment and Management Committee (2005-2009). Prior to joining GSO Capital Partners, Sanjai was an Assistant Portfolio Manager for RBC Capital Partners' debt investment group and was a member of the Investment Committee (2001-2005). He also led the group's restructuring efforts related to distressed investments and represented the firm's interests on creditor committees. From 1999-2001, Sanjai was a Senior Investment Analyst at Indosuez Capital Partners. Sanjai received a bachelor's degree in Mechanical Engineering from the University of Wisconsin - Madison and an MBA from the Eli Broad Graduate School of Management at Michigan State University.

Patrick J. Farrell,
Chief Financial Officer

Mr. Farrell was re-elected as StoneCastle Financial Corp.'s Chief Financial Officer in February 2020. He has served in this role since April 2014.

As Chief Financial Officer at StoneCastle Partners LLC, Mr. Farrell is responsible for all financial and accounting activities at StoneCastle. He has over thirty-five years of hands-on management experience in finance and accounting, specifically focused on domestic and offshore mutual funds, bank deposit account programs, investment advisory and broker dealer businesses.

Previously, Mr. Farrell was CFO/COO of the Emerging Managers Group, LP, a specialty asset management firm focused on offshore mutual funds. Prior to that, Pat was CFO at Reserve Management, where he oversaw all financial activities for the company. Earlier in his career, Pat held financial positions at Lexington Management, Drexel Burnham, Alliance Capital and New York Life Investment Management, all focused on investment advisory activities. He began his career as an auditor at Peat Marwick Mitchell & Co. in New York. Pat holds a BS in Business Administration-Accounting from Manhattan College.

Mr. Farrell is a Certified Public Accountant in New York State and a member of the American Institute of Certified Public Accountants.

Rachel Schatten,
General Counsel

Ms. Schatten was re-elected as StoneCastle Financial Corp.'s General Counsel in February 2020. She has served in this role since November 2013.

As General Counsel and Chief Compliance Officer of StoneCastle Partners, LLC, Ms. Schatten leads the legal and compliance teams and is responsible for all day to day legal and compliance matters at StoneCastle. She has over 19 years of experience in investment management focusing on investment funds (domestic and offshore), investment advisers, broker-dealers, securities regulation and corporate governance.

She previously served as U.S. General Counsel and Chief Compliance Officer of an international fund of funds, and the General Securities Principal of its affiliated broker-dealer. In private practice, she counseled investment advisers on the development and structuring of new hedge funds, including domestic and offshore entities, master feeder funds, and funds of funds. She has her Series 7, 63 and 24 licenses.

Ms. Schatten graduated Cum Laude from Albany Law School of Union University, where she was an associate editor of the Albany Law Review and a member of both the Justinian Society and Dean's List.

Rick Grove,
Chief Compliance Officer

Mr. Grove was elected Chief Compliance Officer of StoneCastle Financial Corp. in February 2020.

He is a Principal and Chief Compliance Officer at ArrowMark Partners. He is also the Vice President, Chief Compliance Officer and Secretary for Meridian Fund, Inc. Before joining ArrowMark Partners in 2008, he was Vice President and Chief Compliance Officer for Black Creek Global Advisors (2007-2008). Prior to that position, Rick served as Vice President and Chief Compliance Officer for Madison Capital Management (2005-2007), Assistant Vice President and Director of Compliance at Janus Capital Group (1993-2005), and Fund Accountant for Oppenheimer Funds (1992-1993). Rick graduated from the University of Wyoming with a bachelor's degree in Accounting.

Disclaimers

Shares of closed-end management investment company are subject to investment risks, including the possible loss of principal invested. Past performance is no guarantee of future results.

An investment in this company presents a number of risks and is not suitable for all investors. Investors should carefully review and consider potential risks before investing. For more detailed information on the specific risks associated with this company, please view the Company's full financial filings at www.sec.gov.